

# SIX COMMITMENTS

*The University of Utah president and trustees recently signed a new compact with the community. The compact includes six commitments that capture the U's statewide responsibility to lead, partner, educate, research, and serve. It also affirms the U's role as an academic health system serving all of Utah. This summary builds from the six commitments by summarizing the U's engagement with Box Elder, Cache, Davis, Morgan, Rich, and Weber counties.*



NORTHERN  
UTAH TOUR

June 23, 2022



# UNIVERSITY OF UTAH'S PARTNERSHIPS

The University of Utah welcomes the partnerships it shares with Weber State University, Utah State University, Bridgerland Technical College, Davis Technical College, and Ogden-Weber Technical College. We also value the interconnection with the eight school districts serving Northern Utah. We seek to be leaders and stewards of a unified statewide approach to educational success as each school shares its unique educational offerings.

## University of Utah Research Partnerships/ Topics in Northern Utah\*

- Aerospace/defense
- Air quality
- Biodiversity
- Changing climate
- Community health clinics
- Dentistry
- Drought
- Energy production
- Great Salt Lake
- Habitat protection
- Occupational and environmental health
- Outdoor products
- Rural education
- Startups/job creation
- Water conservation

\* Includes joint research endeavors/partnerships with Utah State University and Weber State University

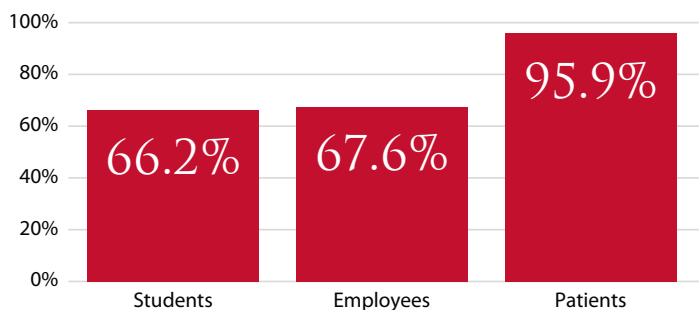
*Utah State University shares a research mission with the University of Utah. As Research I institutions, we bring in over \$850 million of research grants and contracts each year to the Beehive State. This research leads to discoveries that improve lives and create Utah jobs.*

**Noelle E. Cockett, President, Utah State University**

## Northern Utah Student, Staff, and Patient Reach

The University of Utah teaches, employs, and provides patient care to many Northern Utah residents.

### Percent of Northern Utah Zip Codes with a University of Utah Student, Employee, or Patient of Record, 2021



Source: University of Utah

### University of Utah Students, Employees, and Patients in Northern Utah, 2021

	Student Enrollment	Employees	Patients
Box Elder	63	56	3,399
Cache	267	130	5,600
Davis	2,016	3,987	63,768
Morgan	40	49	1,151
Rich	4	5	149
Weber	606	806	20,519
<b>Total Northern Utah</b>	<b>2,996</b>	<b>5,033</b>	<b>94,586</b>

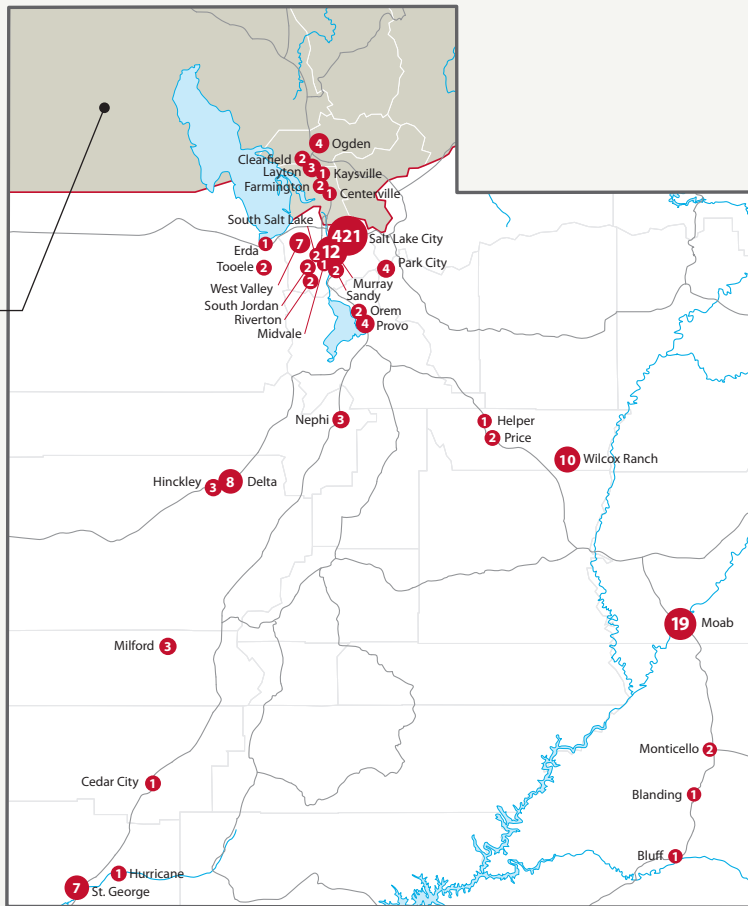
Source: University of Utah

## PHYSICAL PRESENCE OF UNIVERSITY OF UTAH

*The U owns and manages more than 550 buildings totaling 16.5 million square feet of institutional space, in 14 counties and 33 cities throughout Utah, extending into six other states and Washington, D.C.*

### Northern Utah

- Centerville Health Center
- Falcon Hill Aerospace Research Park
- Mountain View Orthopedic Center
- State of Utah Center at Academy Square
- School of Dentistry at Weber State - Dental Hygiene Program
- McKay-Dee Medical Office Building
- AirMed Helipad at the Davis Hospital & Medical Center
- AirMed Quarters Layton at the Davis Hospital & Medical Center
- Primary Children's Ear, Nose, and Throat Layton
- Huntsman Mental Health Institute
- Farmington Outpatient Clinic
- Farmington Health Center



Source: University of Utah Office of Space Planning and Management

### Economic Impact of the University of Utah

The University of Utah casts an immense economic and societal footprint over the entire state, making it one of Utah's largest and most important economic assets.

- The U directly and indirectly supports 83,100 jobs, \$6.3 billion in GDP, and \$4.6 billion in earnings.
- The U serves as the state's largest employer with 39,300 direct jobs.
- The U's patient care tallies approximately 2 million patient visits annually.
- The U of U trains 2/3 of Utah's physicians.
- The U serves as the only academic health care system in the Mountain West and provides patient care to the people of Utah, Idaho, Wyoming, Montana, and Nevada.

*“ In the days shortly following his appointment as president at the University of Utah, President Taylor Randall reached out to establish his willingness to partner and collaborate with Weber State to improve the way our institutions serve our students, communities, and state. I appreciate his ongoing openness and collaborative efforts. ”*

**Brad L. Mortensen, President, Weber State University**

# ECONOMIC AND DEMOGRAPHIC SUMMARY

## Northern Utah: Box Elder, Cache, Davis, Morgan, Rich, and Weber Counties

**Population Growth** – All counties in the Northern Utah region are projected to grow between 2020-2060. Davis County is expected to have the largest absolute change (216,736 people). Morgan County is expected to have the largest percentage change in population (96%).

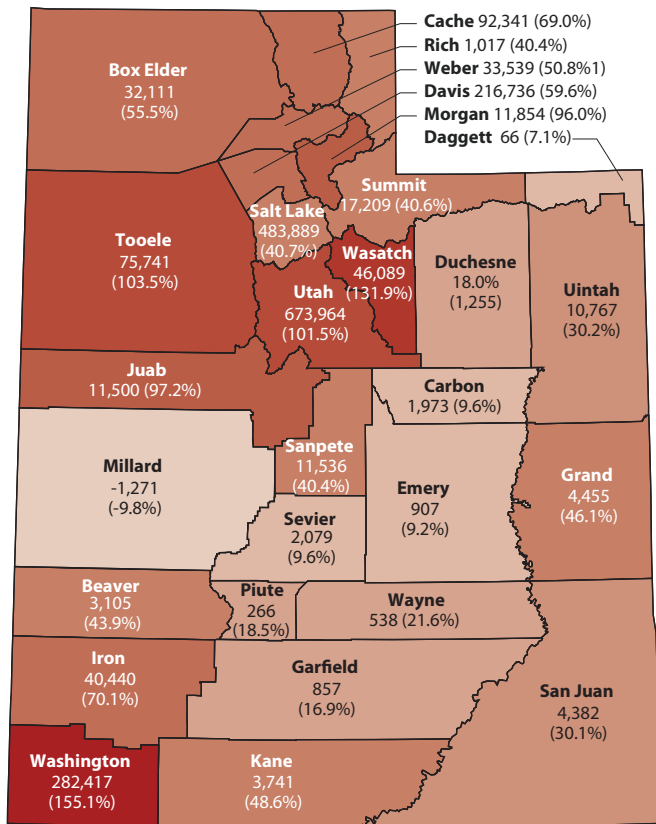
**Components of Change** – Cache County’s population growth between 2020-2060 will be driven by natural increase. Davis County’s population growth is the result of natural increase, but net migration will begin driving population growth for the county starting in the mid-2040s. Net migration will be the primary driver of population growth in Box Elder, Morgan, Rich, and Weber counties from 2020-2060.

### Largest Employers in the Northern Region -

- Hill Air Force Base (civilian employment)
- Utah State University
- Department of Treasury
- Walmart
- Northrop Grumman
- Autoliv
- McKay-Dee Hospital
- Weber State University
- America First Credit Union
- Lifetime Products Inc.

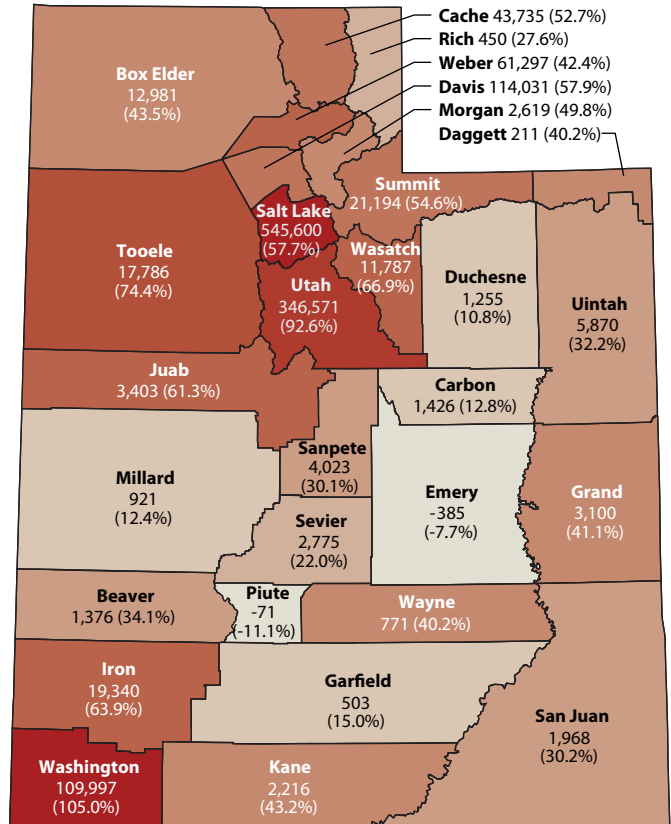
**Job Growth** – All counties in the Northern Utah region are projected to increase employment from 2020 to 2060. Davis County is projected to have the most absolute job growth (114,031) followed by Weber (61,297). Davis is also expected to have the highest job growth rate (57.9%) followed by Cache (52.7%).

Utah Projected County Population Change, 2020 to 2060



Source: Kem C. Gardner Policy Institute, 2020–2060 Projections

Projected Job Growth by County, 2020 to 2060



Source: Kem C. Gardner Policy Institute, 2020-2060 Projections

### Northern Utah Economic and Demographic Insights

County	2020 Estimated Population	2060 Projected Population	Number of Jobs 2020	Unemployment Rate April 2022
Box Elder	57,886	89,997	29,746	1.8%
Cache	133,743	226,084	81,253	1.6%
Davis	363,419	580,155	194,722	1.7%
Morgan	12,353	24,207	5,279	1.5%
Rich	2,517	3,534	1,630	1.8%
Weber	262,726	396,265	141,584	2.0%

Source: Department of Workforce Services, U.S. Bureau of Economic Analysis